



	<p>6337 ProMed® Eye-Level Digital Physician Scale Capacity: 500 lb x 0.2 lb / 225 kg x 0.1 kg Scale Height: 59" / 1.5 m</p> <p>More detailed info</p>
	<p>6339 ProMed® Eye-Level Digital Physician Scale with Height Rod</p> <p>Capacity: 500 lb x 0.2 lb / 225 kg x 0.1 kg Scale Height: 59" / 1.5 m</p> <p>More detailed info</p>
	<p>6437DHR ProMed® Digital Physician Scale Digital Height Rod</p> <p>Capacity: 500 lb x 0.2 lb / 225 kg x 0.1 kg Scale Height: 59" / 1.5 m</p> <p>More detailed info</p>
	<p>6127/6127KG ProMed® Digital Waist-High Physician Scales</p> <p>Capacity: 500 lb x 0.2 lb / 225 kg x 0.1 kg Platform Size: 10.75" W x 14.75" D / 27 cm W x 37.5 cm D</p> <p>More detailed info</p>
	<p>6129/6129KG Waist-High Physician Scales with Height Rod</p> <p>Capacity: 500 lb x 0.2 lb / 225 kg x 0.1 kg Platform Size: 10.75" W x 14.75" D / 27 cm W x 37.5 cm D</p> <p>More detailed info</p>